

St. Mary's Junior National School

Senior Infants; Monday 1st - 5th February

Dear parents,

Once again, thank you so much for your engagement over the past week. We really appreciate all the great work being done at home.

The work in this pack is in the case of extended school closures, for the week of Monday 1st - 5th February.

We will be in contact with you if this is the case.

We have included a work pack, worksheets for the number 8 (we will not be using the home-school link maths book this week), a webwise internet safety worksheet and worksheets to teach 'sh' and 'ch'.

'sh' and 'ch' are called digraphs. When teaching these it is important that we do not pronounce each sound, it is just the one sound. We will link videos to help with this as this is new to the children.

We have also included a grid with the new 9 words that they have covered over the past three weeks, playdough, blank paper for drawing and new whiteboard markers.

With thanks,

Ms. McCarthy, Ms. Keaveney and Ms. Foley

Monday

Reading

<u>If you can, try to practice these daily</u>	Sounds - s, a, t, i, p, n, c, k, e, h, r, m, d, g, o, u, l, f, b, j, z, w, v, y, x, sh Sight Words - the, a, girl, cat, dog, This, is, boy, dad, mam, my, I, was, going, to, look, at, me, and, in, it, said, on, went, of, can, go, like, all, get, we, be, do, of, are, all
---	--

1. Practice sounds and sight words above.
2. Reading cards pg.1
3. Next two pages of booklet (sent home).
4. New sight word- The new sight word for today is **you**. Practise this with your child by writing it, reading it and putting it into sentences. Hide it somewhere in the room and ask them to find it.

Writing/oral language work

- My news- Tell your news to somebody at home (we would love to see a video of this!).
- Use the template sent home to help you to write your news.
Write it in your copy and draw a picture at the top of the page.
It should look something like this;
Today is _____
It is a _____.
(and 1 sentence of your own at the end- try using some of your new words from the box above).

Phonics- 'sh' digraph

- Look at this very important video explaining the 'sh' digraph; <https://video.link/w/nEnJb> . Sing the Jolly Phonics song along with the video- We would love to see a video of this!
- Write 'sh' on your lap, on someones back and on your whiteboard- It is really important that we know how to write this as well as read it!
- 'sh' worksheet- pg.16; say the words that are pictured at the top of the page. Colour the pictures that have the 'sh' sound.

Maths work

- Orally, revise all of the different combinations of 8 that you learned last week, e.g $7+1=8$, $6+2=8$. Use your lollipop sticks or any objects at home with a pencil in the middle to help you (see picture below).



- Maths worksheet pg.54; The story of 8- Count the dots on both ladybirds and write the number sentences on the right.

Tuesday


Reading

<u>If you can, try to practice these daily</u>	Sounds - s, a, t, i, p, n, c, k, e, h, r, m, d, g, o, u, l, f, b, j, z, w, v, y, x, sh Sight Words - the, a, girl, cat, dog, This, is, boy, dad, mam, my, I, was, going, to, look, at, me, and, in, it, said, on, went, of, can, go, like, all, get, we, be, do, of, are, all, you
---	---

1. Practice sounds and sight words above.
2. Reading cards pg.2
3. Next two pages of booklet (sent home in envelope)
4. Revise yesterday's sight word **you** by doing the same activities.

Writing work

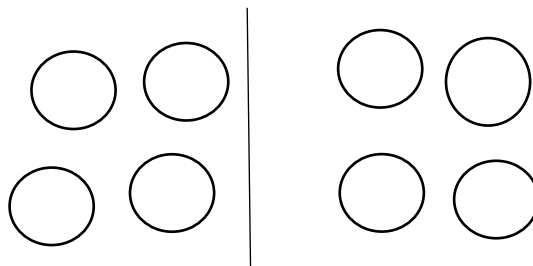
- 'et' word family; These are words that have 'et' in them;



- Look at this video; <https://video.link/w/oKnJb>
- Make a list of 4-6 'ad' words, read them and see if you can write a sentence with the words like in the video.

Maths work

- Once again, practice different ways to make 8. This takes a lot of practice! Put a line in the middle of your whiteboard and draw circles at either side to add up to a total of 8, for example 4+4 is shown below. What combinations can you do?



- Busy at maths worksheet; pg.56- partition amounts up to 8.

SPHE;

- This week is internet safety week. Complete the webwise internet safety worksheet in your work pack.

Wednesday

Reading

<u>If you can, try to practice these daily</u>	Sounds - s, a, t, i, p, n, c, k, e, h, r, m, d, g, o, u, l, f, b, j, z, w, v, y, x, sh Sight Words - the, a, girl, cat, dog, This, is, boy, dad, mam, my, I, was, going, to, look, at, me, and, in, it, said, on, went, of, can, go, like, all, get, we, be, do, of, are, all, you
---	---

1. Practice sounds and sight words above.
2. Reading cards pg.3
3. Next two pages of booklet (sent home in envelope).
4. New sight word- The new sight word for today is **come**. Practise this with your child by writing it, reading it and putting it into sentences. Hide it somewhere in the room and ask them to find it.

Phonics- sh diagraph

- Once again, practice writing 'sh' diagraph on your lap, your hand, someones back and on your whiteboard.
- If you have any uncooked rice, put some in a tub and you can use this every day to practise writing your sounds/words. Example, write 'sh' in the rice.



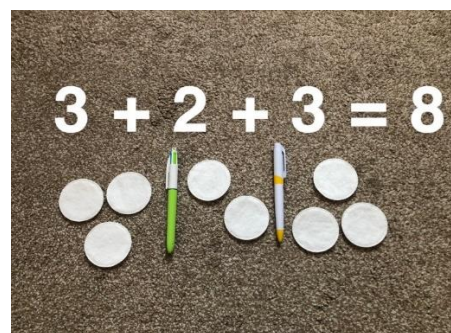

- Watch this video to revise the 'sh' sound;
<https://video.link/w/uUnJb>
- Sounds like phonics worksheets pg.17

Story time;

- Listen to the story rainbow fish;
<https://video.link/w/rWnJb>

Maths work

- Once again, gather 8 objects. This time we will be dividing the objects into *three* different groups.
- For example, $4+1+3=8$. Look at the pictures below and see if you can do the same!



- Busy at maths worksheets; pg.58

Thursday

Reading

<u>If you can, try to practice these daily</u>	Sounds - s, a, t, i, p, n, c, k, e, h, r, m, d, g, o, u, l, f, b, j, z, w, v, y, x, sh Sight Words - the, a, girl, cat, dog, This, is, boy, dad, mam, my, I, was, going, to, look, at, me, and, in, it, said, on, went, of, can, go, like, all, get, we, be, do, of, are, all, you, come
---	---

1. Practice sounds and sight words above.
2. Reading cards pg.4
3. Next two pages of booklet (sent home in folder envelope).
4. Revise yesterday's sight word **come** using the same activities.

Phonics- ch diagraph

- Today's diagraph 'ch' follows the same rules as 'sh' (you do not say both sounds, they come together to make one sound).
- Write 'ch' on your lap, someones back, in the air, on the whiteboard and if you have uncooked rice, write it in that.
- Watch the joly phonics video for 'ch' and sing the song; <https://video.link/w/RcoJb> . We would love to see a video of you singing along!
- Sounds like phonics worksheet pg.18.

Oral language and writing work.

- Choose something at home that you love. Talk about it for two minutes and send a video.

Gaeilge work

- Listen to the song that is posted on Aladdin and sing along. Sing with the actions that you learned in school!

Maths work

- This is the first time that your child will be introduced to this format for addition;

$$\begin{array}{r} 2 \\ + 3 \\ \hline 5 \end{array}$$

- Explain where the plus sign is and that when we see that sign we count *all* of the objects that we see.
- Busy at maths worksheet; pg.60

Friday

Reading

<u>If you can, try to practice these daily</u>	Sounds - s, a, t, i, p, n, c, k, e, h, r, m, d, g, o, u, l, f, b, j, z, w, v, y, x, sh Sight Words - the, a, girl, cat, dog, This, is, boy, dad, mam, my, I, was, going, to, look, at, me, and, in, it, said, on, went, of, can, go, like, all, get, we, be, do, of, are, all, you, come, here
---	---

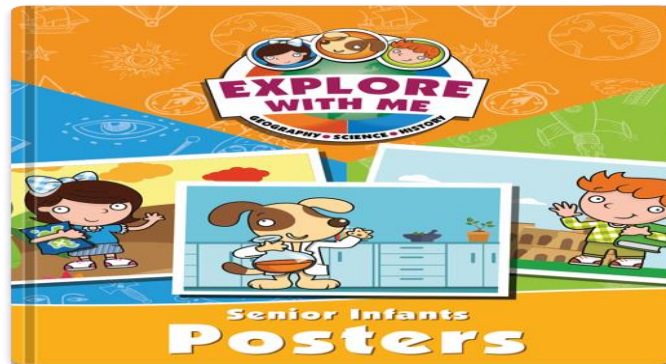
1. Practice sounds and sight words above.
2. Reading cards pg.5
3. Next two pages of booklet (sent home in folder envelope).
4. New sight word- The new sight word for today is **here**. Practise this with your child by writing it, reading it and putting it into sentences. Hide it somewhere in the room and ask them to find it.

Phonics- ch diagraph;

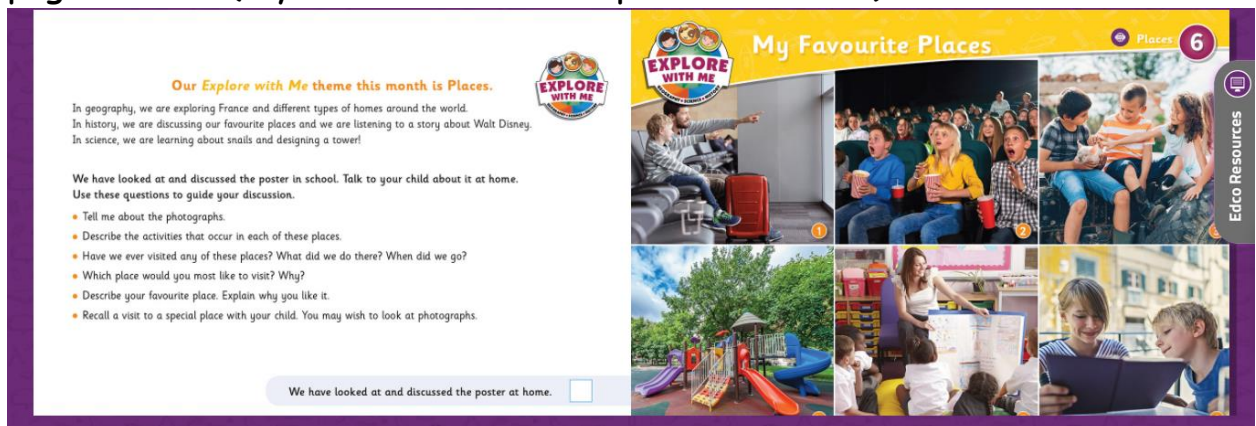
- Revise the 'ch' diagraph- What sound does it make? Can you think of any 'ch' words? Write it in as many places as you can! (on your lap, in the dry rice, in the air, on someones back, on your whiteboard)
- Watch this important video; <https://video.link/w/ZmoJb> and think of any 'ch' words that were mentioned.
- Sounds like phonics worksheet- pg.19

Oral Language- Using SESE book

- Use your home school Explore with Me book (pictured below)



- Poster 6- Open poster six and ask your child the questions on the page before (My Favourite Places- pictured below)



Gaeilge work;

- Sing the song posted on Aladdin with the actions. We would love to see a video of this!

Maths work

- Call out the following combinations for your child; $6+2$, $4+4$, $5+3$ and $7+1$. Ask them to write the numbers and draw that amount of circles underneath on their whiteboard to solve the sums.
- Use lollipop sticks to help if you need!