

St. Mary's Junior National School

Senior Infants; Monday 25th-Friday 29th January

Dear parents,

We hope you had a lovely weekend, and you are all safe and well.

Thank you so much for your engagement last week. We loved seeing pictures and videos of reading, writing and coloring. Keep up the great work and we look forward to seeing more this week. If you have any feedback or questions, please do not hesitate to contact us on Aladdin Connect.

This week, our work will follow the same structure and will be posted in this document for the week. We will be learning about the number 8 and combinations to make 8. This needs lots of repetition to ensure that the children remember it.

Also, remember that RTE school hub is an excellent resource and is on RTE1 every day from 10am.

With thanks,

Ms. McCarthy, Ms.Keaveney and Ms.Foley

Monday

Reading

<u>If you can, try to practice these daily</u>	Sounds - s, a, t, i, p, n, c, k, e, h, r, m, d, g, o, u, l, f, b, j, z, w, v, y, x Sight Words - the, a, girl, cat, dog, This, is, boy, dad, mam, my, I, was, going, to, look, at, me, and, in, it, said, on, went, we, be, do
---	---

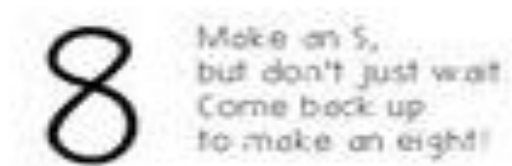
1. Practice sounds and sight words above.
2. Reading cards pg.1
3. Next two pages of booklet (sent home).
4. New sight word- The new sight word for today is **of**. Practise this with your child by writing it, reading it and putting it into sentences. Hide it somewhere in the room and ask them to find it.

Writing/oral language work

- My news- Tell your news to somebody at home (we would love to see a video of this!).
- Use the template sent home to help you to write your news.
Write it in your copy and draw a picture at the top of the page.
It should look something like this;
Today is _____
It is a _____.
(and 1 sentence of your own at the end).

Maths work

- Revise writing the number 8- Say this rhyme;



- Gather 8 small objects, for example, 8 pieces of LEGO or the lollipop sticks that were sent home. Put a pencil in the middle and practise different ways of making 8, e.g 4 and 4, 5 and 3 or 7 and 1.
- Look at the picture below to help. Since I do not have LEGO here, I used cotton pads! We can't wait to see what you use!



Tuesday


Reading

<u>If you can, try to practice these daily</u>	Sounds - s, a, t, i, p, n, c, k, e, h, r, m, d, g, o, u, l, f, b, j, z, w, v, y, x Sight Words - the, a, girl, cat, dog, This, is, boy, dad, mam, my, I, was, going, to, look, at, me, and, in, it, said, on, went, we, be, do, of
---	---

1. Practice sounds and sight words above.
2. Reading cards pg.2
3. Next two pages of booklet (sent home in envelope)
4. Revise yesterday's sight word **of** by doing the same activities.

Writing work

- 'ad' word family; These are words that have 'ad' in them;



- Look at this video;
<https://video.link/w/Eovlb>
- Make a list of 4-6 'ad' words, read them and see if you can write a sentence with the words like in the video.

Maths work

- Revise the different ways to make 8. Use your maths copy to write out different combinations up to 8. For example, $5+3=8$, $6+2=8$, $8+0=8$. Use your lollipop sticks to help you if needed.
- Busy at Maths pg. 20; Combine the totals up to 8.

Gaeilge

- Listen to and sing the song with the actions that Teidí is using in the video;

<https://video.link/w/Oovlb>

Wednesday

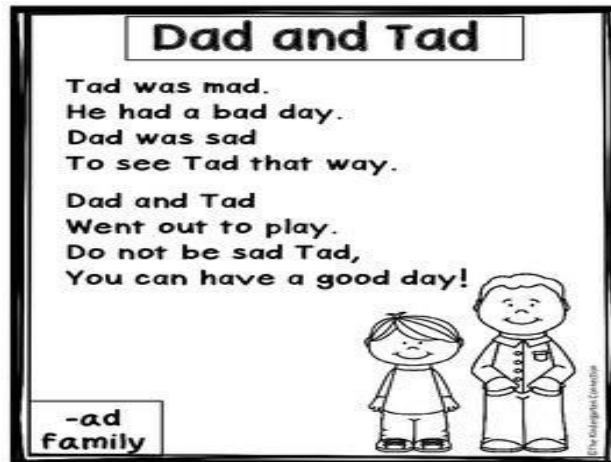
Reading

<u>If you can, try to practice these daily</u>	Sounds - s, a, t, i, p, n, c, k, e, h, r, m, d, g, o, u, l, f, b, j, z, w, v, y, x Sight Words - the, a, girl, cat, dog, This, is, boy, dad, mam, my, I, was, going, to, look, at, me, and, in, it, said, on, went, we, be, do, of
---	---

1. Practice sounds and sight words above.
2. Reading cards pg.3
3. Next two pages of booklet (sent home in envelope).
4. New sight word- The new sight word for today is **are**. Practise this with your child by writing it, reading it and putting it into sentences. Hide it somewhere in the room and ask them to find it.

Oral language work

- My news- Tell your news to somebody at home (we would love to see a video of this! Be sure to talk for as long as you can).
- Call the following words out to your child to sound out. Remember we use the sounds of the letters and not the letter names; fog, mad, wet.
- Say the poem below with your child using the words from the 'ad' family!



Maths work (repeat of Monday's work as this needs a lot of practise)

- Gather 8 small objects, for example, 8 pieces of LEGO or the lollipop sticks that were sent home. Put a pencil in the middle and practise different ways of making 8, e.g 4 and 4, 5 and 3 or 7 and 1.
- Look at the picture below to help. Since I do not have LEGO here, I used cotton pads! We can't wait to see what you use!



Thursday

Reading

<u>If you can, try to practice these daily</u>	Sounds - s, a, t, i, p, n, c, k, e, h, r, m, d, g, o, u, l, f, b, j, z, w, v, y, x Sight Words - the, a, girl, cat, dog, This, is, boy, dad, mam, my, I, was, going, to, look, at, me, and, in, it, said, on, went, we, be, do, of, are
---	--

1. Practice sounds and sight words above.
2. Reading cards pg.4
3. Next two pages of booklet (sent home in folder envelope).
4. Revise yesterday's sight word **are** using the same activities.

Writing work

- This writing work will help the children to sound out three letter words with a vowel in the middle (CVC words), for example, zip, cat, man, hat, pot, dog, fat, cot, bog etc. We say the letter sounds when doing this, just like in the video.
- Look at the video (this is different to last week's video);
<https://video.link/w/cpv1b>
- Write some of these words in your copy. See if you can use these words and your sight words from above to write a sentence. For example, The pot is hot. The dog is on the mat.

Gaeilge work

- Listen to the song that we learned in school and sing it with the actions that Teidí is doing! <https://video.link/w/npvlb>

Maths work

- Repeat practising the different ways to make 8 using whatever objects you have at home. Write these into your copy then. For example, if you have 4 and 4 make 8, write $4+4=8$ into your maths copy.
- Bust at Maths pg.21. Count and write the amount on either side of the pencil and write the total on the right-hand side.

Friday

Reading

<u>If you can, try to practice these daily</u>	Sounds - s, a, t, i, p, n, c, k, e, h, r, m, d, g, o, u, l, f, b, j, z, w, v, y, x Sight Words - the, a, girl, cat, dog, This, is, boy, dad, mam, my, I, was, going, to, look, at, me, and, in, it, said, on, went, we, be, do, of, are
---	--

1. Practice sounds and sight words above.
2. Reading cards pg.5
3. Next two pages of booklet (sent home in folder envelope).
4. New sight word- The new sight word for today is **all**. Practise this with your child by writing it, reading it and putting it into sentences. Hide it somewhere in the room and ask them to find it.

Writing work and Oral Language

- The Library- Look at this poster of the library and ask your child these questions;
 1. What do you see?
 2. Who do you see?
 3. What are the library rules?
 4. Have you ever been to the library before?



- Write two sentences about the library in your writing copy.

Maths work

- Orally revise the different combinations that we use to make 8, e.g $4 + 4 = 8$.
- Busy at Maths pg.22. **It is really important to remind your child that when we are adding one on the number line, we move one space forward. We do not count the space that the monkey is already on.**
- This video might help to make this clear;
<https://video.link/w/vpvlb>
- Complete Busy at Maths pg.22, using the number line to help solve the sums.