

****RTE School Hub - Watch on RTE2 at 10am or on RTE player anytime.****

1st Class Home Learning Activities

	Monday 18th January	Tuesday 19th Jan	Wednesday 20th Jan	Thursday 21st Jan	Friday 22nd Jan
Daily Challenge	Design and make a paper airplane	Build a house out of LEGO/Blocks	Complete tasks with your non-dominant hand ie. If you are right handed, write your name and brush your teeth with your left hand.	Say this tongue twister: 'Peter Piper. Peter Piper picked a peck of pickled peppers'	Pick up a piece of paper using just your feet. Can you draw a picture using just your feet?

English Activities

Procedural writing

Make your favourite sandwich.

Write instructions for how to make the sandwich. Use the picture to help you with your writing.

Double Consonants

<https://slp.cjfallon.ie/>

Click into the link to access the sounds like phonics resources.

Follow the steps:

1. Click sounds like phonics C,
2. Unit 1
3. Double consonants -ll and -ff
4. Try 2 activities

Write the answers on the worksheet below. Can you make a sentence using these words?

Magic e

Watch the video:

<https://video.link/w/Mpvlb>

Say 3 magic e words you saw in the video. Complete the magic e worksheet.



Magic e

Sing the magic e song:

<https://video.link/w/Mpvlb>

Say 3 different magic e words.

Read the sentences below and fill in the magic e words in the correct places.

Book review

Choose 1 option below:

Option 1: Listen to the story One Winter's Day
<https://video.link/w/iqvlb>

Option 2: Pick a story book that you have at home and read it.

Did you like the story?
Why or why not?
What would you rate it out of 10 ? why?
What was your favourite part of the story?



Title: _____

You will need:

_____	_____
_____	_____
_____	_____



Instructions

_____	_____
First, _____	Next, _____
_____	_____
Then, _____	Last, _____
_____	_____


 

Remember: capital letters and full stops.











Spellbound: pg 22 A & B
Spell box 1

 **Double Letter Rule** 

It double "ff" "ss" or "zz" is often used after a short vowel at the end of a one syllable word.

example:  cliff "ff" after short "i"

Complete the following words :

 cro	 dre
 pu	 fi
 bu	 be
 fi	 cu
 me	 sku

Choose one "ff", "ss" and "zz" word to write in sentences :

Spellbound: pg 22 C & D
Spell box 2

Larger image available below.


Spellbound: pg 23 E & F
Spell box 3


Build a Sentence


Name: _____


Use the words in the word bank to finish each sentence.


gate	cake	vase	rake
tape	game	cave	cage


I can play a _____ 


Did you close the _____ ? 


The _____ is pretty. 

Put the bird in its _____ 

I like my birthday _____ 

The bear is in the _____ 

Use the _____ to clean! 

Do you see the _____ ? 

© Miss Henderson

Spellbound: pg 23 G & H
Spell box 4

Who was your favourite character in the story?

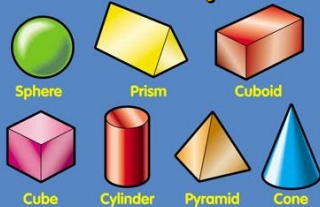
Draw a picture of your favourite part of the story.

<p>Maths Activities</p>	<p><u>3D Shapes</u></p> <p>IXL – Complete an activity on 3D Shapes</p> <p>Shape Hunt</p> <p>Do a shape hunt around your house to find a cube, cuboid, cylinder and sphere. Can you find 3/4 examples of each?</p>	<p><u>3D Shapes</u></p> <p>IXL – Complete an activity on 3D Shapes</p> <p>Stack, slide and roll</p> <p>Watch this video on 3D shapes. https://video.link/w/Yovlb</p> <p>Try it out at home using the shapes you found yesterday.</p>	<p><u>3D Shapes</u></p> <p>IXL – Complete an activity on 3D Shapes</p> <p>Identify 3D Shapes</p> <p>Watch this youtube video https://video.link/w/upvlb</p> <p>How many of each 3D Shape can you find in the I Spy?</p>	<p><u>3D Shapes</u></p> <p>IXL – Complete an activity on 3D Shapes</p> <p>Match the name of the 3d Shape to the shape and then match the shapes to real life objects.</p>	<p><u>3D Shapes</u></p> <p>IXL – Complete an activity on 3D Shapes</p> <p>Properties of 3D Shapes</p> <p>Watch the video on 3D shapes: https://video.link/w/4qvlb</p> <p>Can you investigate how many faces, edges and</p>
------------------------------------	--	---	--	---	---

2D Shapes



3D Shapes



Take a video explaining what you found or write down the objects you found.

Maths Challenge: p23 1-5


What shapes can stack?
What shapes can roll?
What shapes can slide?

	roll	stack	slide
A			
B		roll	stack
C		roll	stack
D		roll	stack
E		roll	stack

Maths Challenge: p23 610

3D Shapes

I Spy and Count to 10



Maths Challenge: p24 1-5

3-D shapes – Shape up 2

1. Name. Colour.

cylinder	cube	sphere	cuboid
(a)	(b)		
(c)	(d)		

2. Match.

Maths Challenge: p24 6-10

corners are on each 3D shape.
Use real life 3D shapes in your house to help you.



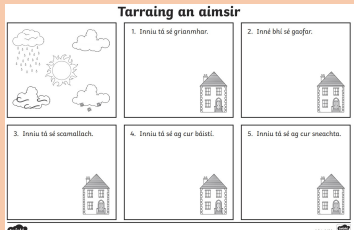
3-D shapes

1. Investigate. Count. Colour.

(a)	(b)
I have <input type="text"/> faces. I have <input type="text"/> edges. I have <input type="text"/> corners.	I have <input type="text"/> face. I have <input type="text"/> edges. I have <input type="text"/> corners.
(c)	(d)
I have <input type="text"/> faces. I have <input type="text"/> edges. I have <input type="text"/> corners.	I have <input type="text"/> faces. I have <input type="text"/> edges. I have <input type="text"/> corners.

2. Find 2-D shapes in 3-D shapes!

(a)	(b)
Colour 2 squares blue .	Draw a red circle around the ball.
(c)	(d)
Colour the circle purple .	Colour 2 rectangles yellow .

Subject	History	Irish	Geography	Irish	Art
	<p>Games from the past</p> <p>Watch the video on Aladdin connect and see if you can create any games from the past. They include dominoes, hopscotch, pass the parcel, marbles and conquers.</p>	<p>An Aimsir</p> <p>An aimsir - The weather Tá an lá fliuch- The day is wet. Fuar - cold Te - hot Gaofar - windy Tirim - dry Scamallach - cloudy</p> <p>Write the answers on the worksheet.</p> 	<p>Look at the picture of the playground below Discuss it. Would you like to play in the playground why or why not? Do you think the playground is safe? How could we make the playground safe?</p> <p>What is your favourite thing to play with in the playground? If you were to design your own playground what would you put in it?</p> <p>Now draw and design your own playground make sure to remember to make it safe for all</p> 	<p>An Aimsir</p> <p>Cén sort aimsir áta ann? - What is the weather like? Tarraing an aimsir - Draw the weather The children know these as we do them in school. Inniu tá sé grianmhar - today it is sunny.</p> <p>Inné bhí se goafar- yesterday it was windy. Inniu tá sé scamallach- Today it is windy.</p> <p>Inniu tá sé ag cur báisti.- Today it is raining. Inniu tá sé ag cur sneachta - Today it is snowing.</p> <p>Draw the correct weather.</p> 	<p>Use Art Hub to help you draw the little hedgehog from the story 'One Winter's Day' https://video.link/w/Qqvlb</p>

Subject	<p><u>PE</u></p> <p>The Body Coach</p> <p>https://video.link/w/lovlb</p>	<p><u>SPHE</u></p> <p>Have a think about some people who are special to you. Pick one person who might not live with you and decide on something you could do to keep in touch with them during this time. You could: write a letter to them, ring them, draw a picture for them etc.</p>	<p>Go for an outdoor walk/cycle with your family</p>	<p><u>PE</u></p> <p>Freeze and melt - this is a nice activity to calm down.</p> <p>https://video.link/w/mrvlb</p>	
----------------	--	--	--	---	--

Larger versions of all worksheets and pictures are available below

Monday's Activities

Title: _____

You will need:

_____	_____
_____	_____
_____	_____

Instructions

First, _____

Next, _____

Then, _____

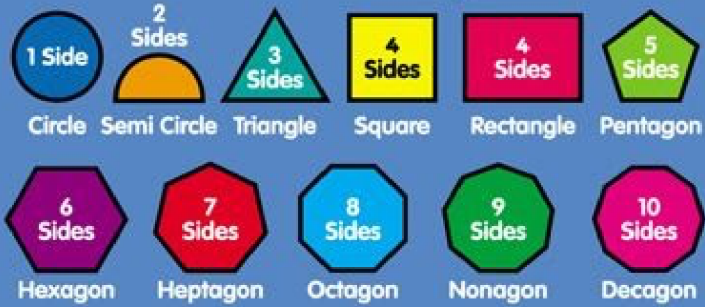
Last, _____



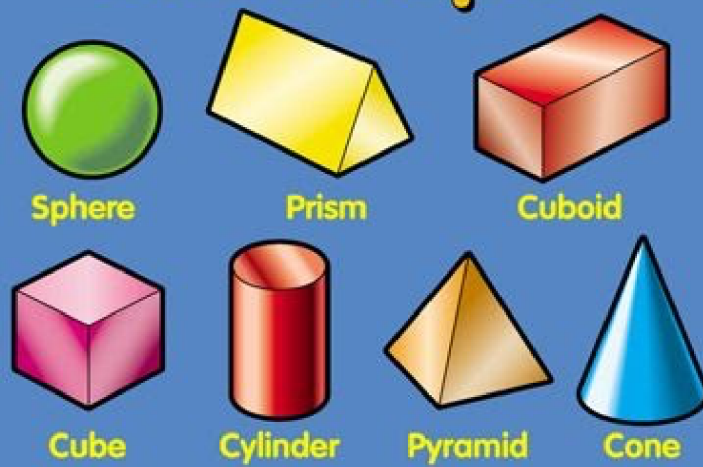
visit [twinkl.ie](https://www.twinkl.ie)



2D Shapes



3D Shapes



Tuesday's Activities



Double Letter Rule



A double "f" "l" "s" or "z" is often used after a short vowel at the end of a one syllable word.

example:



cliff

"ff" after short "i"

Complete the following words :

x

cro



dre



pu



fi



bu



be



fi



cu



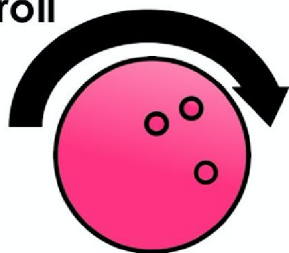
me



sku

Choose one "ff", "ss", "ll" and "zz" word to write in sentences :

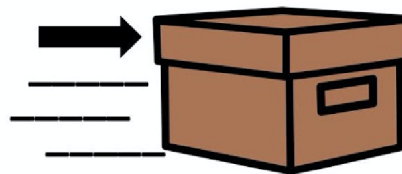
roll



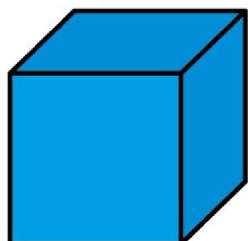
stack



slide



A




roll

stack

slide

B

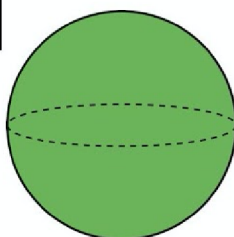


roll

stack

slide

C




roll

stack

slide

D



roll

stack

s



Tá an lá fuar.



1 Tá an lá _____.

2 Tá an _____.



3 Tá _____.

4 Tá _____.



5 _____

6 _____



fuar



te



gaofar



tirim



fliuch



scamallach

Just Add E

Add an **e** to the end of these short vowel words to make new long vowel words.

tub



tub__



can



can__



pin



pin__



rob



rob__



cub



cub__



kit



kit__



tap



tap__



man




man__



3D Shapes


I Spy and Count to 10





Plan Your Own Playground!

Talk about the picture. Would this be a nice place to play in?



Design your own play space. It must be safe for children to play in. Think about how it will be kept clean.

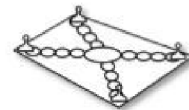
Name _____

Build a Sentence

Use the words in the word bank to finish each sentence.

gate cake vase rake
tape game cave cage

I can play a _____.



Did you close the _____?



The _____ is pretty.



Put the bird in its _____.



I like my birthday _____.



The bear is in the _____.



Use the _____ to clean!



Do you see the _____?



3-D shapes – Shape up 2

1. Name. Colour.

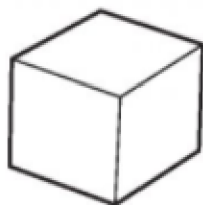
cylinder

cube

sphere

cuboid

(a)

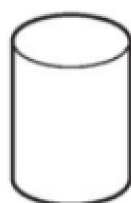


C

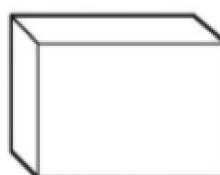
(b)




(c)




(d)



2. Match.



Tarraing an aimsir



1. Inniu tá sé grianmhar.



2. Inné bhí sé gaofar.



3. Inniu tá sé scamallach.



4. Inniu tá sé ag cur báistí.



5. Inniu tá sé ag cur sneachta.

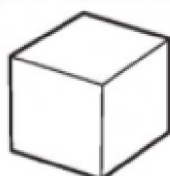


Friday's Activities

3-D shapes

1. Investigate. Count. Colour.


(a)



cube

I have faces.
I have edges.
I have corners.

(b)



sphere

I have face.
I have edges.
I have corners.

(c)



cylinder

I have faces.
I have edges.
I have corners.

(d)

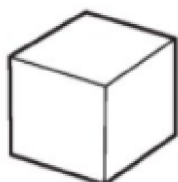


cuboid

I have faces.
I have edges.
I have corners.


2. Find 2-D shapes in 3-D shapes!

(a)



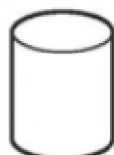
Colour 2 squares **blue**.

(b)



Draw a **red** circle around the ball.

(c)



Colour the circle **purple**.

(d)



Colour 2 rectangles **yellow**.

