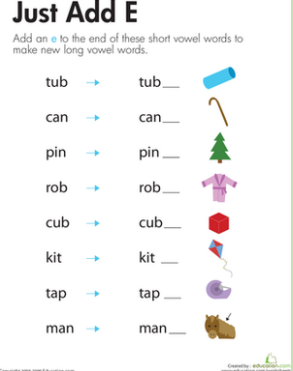

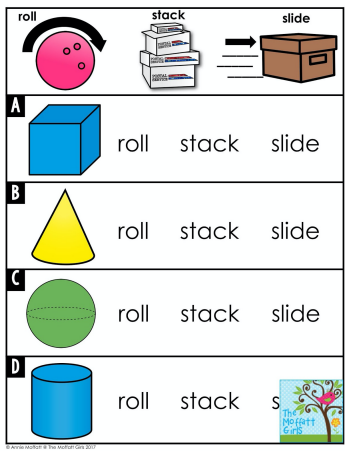
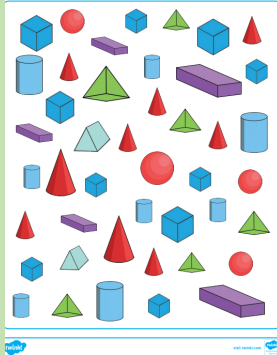
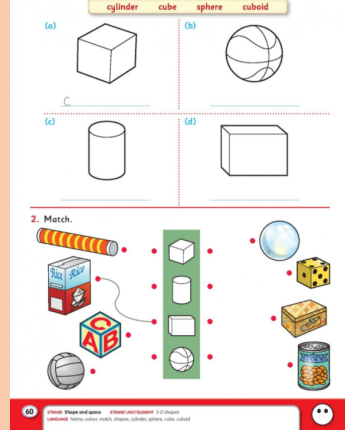
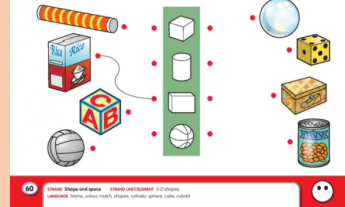
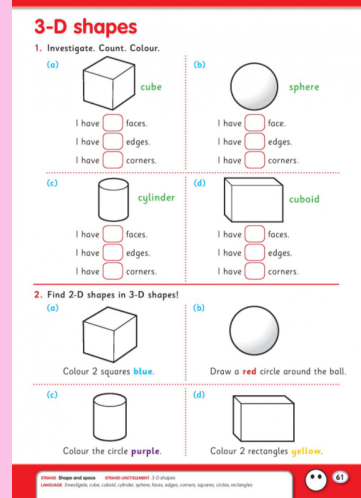





**\*\*RTE School Hub - Watch on RTE2 at 10am or on RTE player anytime.\*\***

### 1st Class Home Learning Activities

	Monday 18th January	Tuesday 19th Jan	Wednesday 20th Jan	Thursday 21st Jan	Friday 22nd Jan
<b>Daily Challenge</b>	Design and make a paper airplane	Build a house out of LEGO/Blocks	Complete tasks with your non-dominant hand ie. If you are right handed, write your name and brush your teeth with your left hand.	Say this tongue twister: 'Peter Piper. Peter Piper picked a peck of pickled peppers'	Pick up a piece of paper using just your feet. Can you draw a picture using just your feet?
<b>English Activities</b>	<p><b><u>Procedural writing</u></b></p> <p><b>Make your favourite sandwich.</b></p> <p>Write instructions for how to make the sandwich. Use the picture to help you with your writing.</p>	<p><b><u>Double Consonants</u></b></p> <p><a href="https://slp.cjfallon.ie/">https://slp.cjfallon.ie/</a></p> <p>Click into the link to access the sounds like phonics resources. Follow the steps:</p> <ol style="list-style-type: none"> <li>1. Click sounds like phonics C,</li> <li>2. Unit 1</li> <li>3. Double consonants -ll and -ff</li> <li>4. Try 2 activities</li> </ol> <p>Write the answers on the worksheet below. Can you make a sentence using these words?</p>	<p><b><u>Magic e</u></b></p> <p>Watch the video: <a href="https://www.youtube.com/watch?v=bZhl6YcrxZQ">https://www.youtube.com/watch?v=bZhl6YcrxZQ</a></p> <p>Say 3 magic e words you saw in the video. Complete the magic e worksheet.</p> 	<p><b><u>Magic e</u></b></p> <p>Sing the magic e song: <a href="https://www.youtube.com/watch?v=bZhl6YcrxZQ">https://www.youtube.com/watch?v=bZhl6YcrxZQ</a></p> <p>Say 3 different magic e words. Read the sentences below and fill in the magic e words in the correct places.</p>	<p><b><u>Book review</u></b></p> <p><b>Choose 1 option below:</b></p> <p><b><u>Option 1:</u></b> Listen to the story One Winter's Day <a href="https://www.youtube.com/watch?v=YBKfbo60jII">https://www.youtube.com/watch?v=YBKfbo60jII</a></p> <p><b><u>Option 2:</u></b> Pick a story book that you have at home and read it.</p> <p>Did you like the story? Why or why not? What would you rate it out of 10 ? why? What was your favourite part of the story?</p>

	<p>Title: _____</p> <p>You will need: _____</p> <p>Instructions</p> <p>First, _____</p> <p>Next, _____</p> <p>Then, _____</p> <p>Last, _____</p> <p><b>Remember: capital letters and full stops.</b></p> <p><b>Spellbound:</b> pg 22 A &amp; B Spell box 1</p>	<p><b>Double Letter Rule</b></p> <p><i>It double "ff", "ff" or "ss" is often used after a short vowel at the end of a one syllable word.</i></p> <p>example: cliff "ff" after short "i"</p> <p>Complete the following words:</p> <p>X cro__ dre__</p> <p>pu__ fi__</p> <p>bu__ be__</p> <p>fi__ cu__</p> <p>me__ sku__</p> <p>Choose one "ff", "ss" and "ss" word to write in sentences:</p> <p>_____</p> <p><b>Spellbound:</b> pg 22 C &amp; D Spell box 2</p>	<p><b>Larger image available below.</b></p> <p><b>Spellbound:</b> pg 23 E &amp; F Spell box 3</p>	<p><b>Build a Sentence</b></p> <p>Name _____</p> <p>Use the words in the word bank to finish each sentence.</p> <p>gate cake vase rake tape game cave cage</p> <p>I can play a _____</p> <p>Did you close the _____?</p> <p>The _____ is pretty.</p> <p>Put the bird in its _____</p> <p>I like my birthday _____</p> <p>The bear is in the _____</p> <p>Use the _____ to clean!</p> <p>Do you see the _____?</p> <p><b>Spellbound:</b> pg 23 G &amp; H Spell box 4</p>	<p>Who was your favourite character in the story?</p> <p>Draw a picture of your favourite part of the story.</p>
<p><b>Maths Activities</b></p>	<p><b>3D Shapes</b></p> <p><b>IXL – Complete an activity on 3D Shapes</b></p> <p><b>Shape Hunt</b></p> <p>Do a shape hunt around your house to find a cube, cuboid, cylinder and sphere. Can you find 3/4 examples of each?</p>	<p><b>3D Shapes</b></p> <p><b>IXL – Complete an activity on 3D Shapes</b></p> <p><b>Stack, slide and roll</b></p> <p>Watch this video on 3D shapes. <a href="https://www.youtube.com/watch?v=AcsUQIxJKjY">https://www.youtube.com/watch?v=AcsUQIxJKjY</a></p> <p>Try it out at home using the shapes you found yesterday.</p>	<p><b>3D Shapes</b></p> <p><b>IXL – Complete an activity on 3D Shapes</b></p> <p><b>Identify 3D Shapes</b></p> <p>Watch this youtube video <a href="https://www.youtube.com/watch?v=guNdJ5MtX1A">https://www.youtube.com/watch?v=guNdJ5MtX1A</a></p> <p>How many of each 3D Shape can you find in the I Spy?</p>	<p><b>3D Shapes</b></p> <p><b>IXL – Complete an activity on 3D Shapes</b></p> <p>Match the name of the 3D Shape to the shape and then match the shapes to real life objects.</p>	<p><b>3D Shapes</b></p> <p><b>IXL – Complete an activity on 3D Shapes</b></p> <p><b>Properties of 3D Shapes</b></p> <p>Watch the video on 3D shapes: <a href="https://www.youtube.com/watch?v=guNdJ5MtX1A">https://www.youtube.com/watch?v=guNdJ5MtX1A</a></p> <p>Can you investigate how many faces, edges and</p>

	 <p><b>2D Shapes</b></p> <p>1 Side: Circle 2 Sides: Semi Circle 3 Sides: Triangle 4 Sides: Square, Rectangle 5 Sides: Pentagon 6 Sides: Hexagon 7 Sides: Heptagon 8 Sides: Octagon 9 Sides: Nonagon 10 Sides: Decagon</p> <p><b>3D Shapes</b></p> <p>Sphere, Prism, Cuboid, Cube, Cylinder, Pyramid, Cone</p> <p>Take a video explaining what you found or write down the objects you found.</p> <p><b>Maths Challenge:</b> p23 1-5</p>	<p>What shapes can stack? What shapes can roll? What shapes can slide?</p>  <p><b>Maths Challenge:</b> p23 6-10</p>	<p><b>3D Shapes</b> I Spy and Count to 10</p>  <p><b>Maths Challenge:</b> p24 1-5</p>	<p><b>3-D shapes – Shape up 2</b></p> <p>1. Name. Colour.</p>  <p>2. Match.</p>  <p><b>Maths Challenge:</b> p24 6-10</p>	<p>corners are on each 3D shape. Use real life 3D shapes in your house to help you.</p> 
<p><b>Subject</b></p>	<p><b>History</b></p> <p><b>Games from the past</b> Watch the video on Aladdin connect and see if you can create any games from the past. They include dominoes, hopscotch, pass the parcel, marbles and conquers.</p>	<p><b>Irish</b></p> <p><b>An Aimsir</b></p> <p>An aimsir - The weather Tá an lá fliuch- The day is wet. Fuar - cold Te - hot Gaofar - windy Tirim - dry Scamallach - cloudy</p>	<p><b>Geography</b></p> <p>Look at the picture of the playground below Discuss it. Would you like to play in the playground why or why not? Do you think the playground is safe? How could we make the playground safe?</p>	<p><b>Irish</b></p> <p><b>An Aimsir</b></p> <p>Cén sort aimsir áta ann? - What is the weather like? Tarraing an aimsir - Draw the weather The children know these as we do them in school. Inniu tá sé grianmhar - today it is sunny.</p>	<p><b>Art</b></p> <p>Use Art Hub to help you draw the little hedgehog from the story 'One Winter's Day' <a href="https://www.youtube.com/watch?v=Ieb-IFDhZfE">https://www.youtube.com/watch?v=Ieb-IFDhZfE</a></p>

		<p>Write the answers on the worksheet.</p> 	<p>What is your favourite thing to play with in the playground? If you were to design your own playground what would you put in it?</p> <p>Now draw and design your own playground make sure to remember to make it safe for all</p> 	<p>Inné bhí se goafar-yesterday it was windy. Inniu tá sé scamallach-Today it is windy.</p> <p>Inniu tá sé ag cur báisti.- Today it is raining. Inniu tá sé ag cur sneachta - Today it is snowing.</p> <p>Draw the correct weather.</p> 	
<b>Subject</b>	<b>PE</b>	<b>SPHE</b>		<b>PE</b>	
	<p>The Body Coach <a href="https://www.youtube.com/watch?v=hnOtrnh80hs">https://www.youtube.com/watch?v=hnOtrnh80hs</a></p>	<p>Have a think about some people who are special to you. Pick one person who might not live with you and decide on something you could do to keep in touch with them during this time. You could: write a letter to them, ring them, draw a picture for them etc.</p>	<p>Go for an outdoor walk/cycle with your family</p>	<p>Freeze and melt - this is a nice activity to calm down. <a href="https://www.youtube.com/watch?v=fTzXFPh6CPI">https://www.youtube.com/watch?v=fTzXFPh6CPI</a></p>	

**Larger versions of all worksheets and pictures are available below**



## **Monday's Activities**

**Title:** \_\_\_\_\_

You will need:

---

---

---

---

---

---

### **Instructions**

---

---

---

---

---

---

---

---

---

---

First, \_\_\_\_\_

---

---

---

---

---

---

---

---

---

---

---

---

Next, \_\_\_\_\_

---

---

---

---

---

---

---

---

---

---

---

---

Then, \_\_\_\_\_

---

---

---

---

---

---

---

---

---

---

---

---

Last, \_\_\_\_\_

---

---



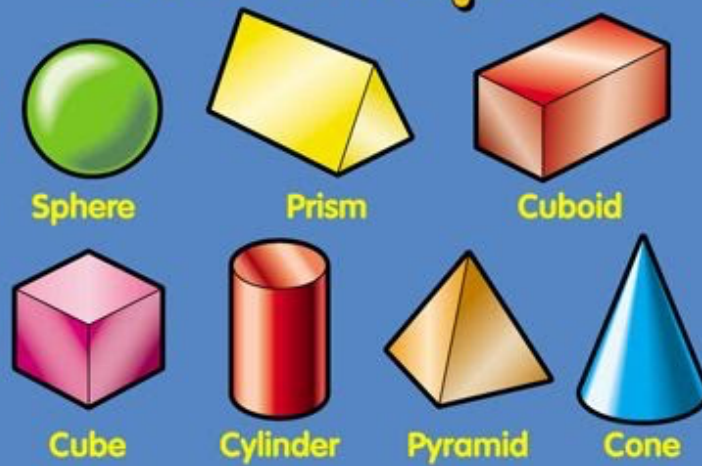
visit [twinkl.co.uk](https://www.twinkl.co.uk)




# 2D Shapes



# 3D Shapes



## Tuesday's Activities



### Double Letter Rule



A double "f" "l" "s" or "z" is often used after a short vowel at the end of a one syllable word.

example:



cliff

"ff" after short "i"

Complete the following words :

x

cro



dre



pu



fi



bu



be



fi



cu



me

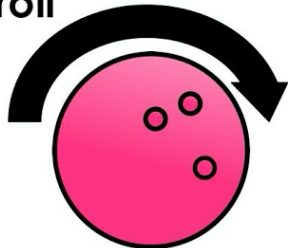


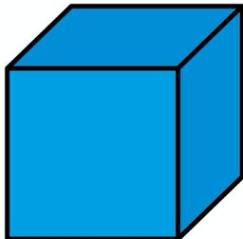

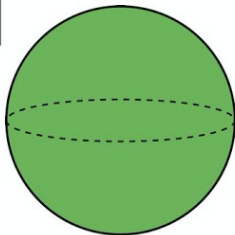




sku

Choose one "ff", "ss", "ll" and "zz" word to write in sentences :

---

---

	roll	stack	slide	
				
<b>A</b>		roll	stack	slide
<b>B</b>		roll	stack	slide
<b>C</b>		roll	stack	slide
<b>D</b>		roll	stack	s 



1 Tá an lá \_\_\_\_\_.



2 Tá an \_\_\_\_\_.



3 Tá \_\_\_\_\_.



4 Tá \_\_\_\_\_.



5 \_\_\_\_\_



6 \_\_\_\_\_



fuar



te



gaofar



tirim



fliuch



scamallach



# Just Add E

Add an **e** to the end of these short vowel words to make new long vowel words.

tub



tub\_\_



can



can\_\_



pin



pin\_\_



rob



rob\_\_



cub



cub\_\_



kit



kit\_\_



tap



tap\_\_



man




man\_\_



# 3D Shapes


## I Spy and Count to 10





## Plan Your Own Playground!

Talk about the picture. Would this be a nice place to play in?



Design your own play space. It must be safe for children to play in. Think about how it will be kept clean.

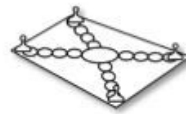
Name \_\_\_\_\_

## Build a Sentence

Use the words in the word bank to finish each sentence.

gate    cake    vase    rake  
tape    game    cave    cage

I can play a \_\_\_\_\_.



Did you close the \_\_\_\_\_?



The \_\_\_\_\_ is pretty.



Put the bird in its \_\_\_\_\_.



I like my birthday \_\_\_\_\_.



The bear is in the \_\_\_\_\_.



Use the \_\_\_\_\_ to clean!



Do you see the \_\_\_\_\_?



# 3-D shapes – Shape up 2

1. Name. Colour.

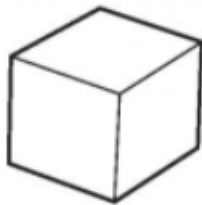
cylinder

cube

sphere

cuboid

(a)

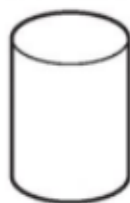


c

(b)



(c)



(d)




2. Match.





## Tarraing an aimsir



1. Inniu tá sé grianmhar.



2. Inné bhí sé gaofar.



3. Inniu tá sé scamallach.



4. Inniu tá sé ag cur báistí.



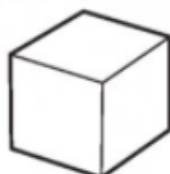
5. Inniu tá sé ag cur sneachta.



# 3-D shapes

## 1. Investigate. Count. Colour.


(a)



cube

I have  faces.  
I have  edges.  
I have  corners.

(b)



sphere

I have  face.  
I have  edges.  
I have  corners.

(c)



cylinder

I have  faces.  
I have  edges.  
I have  corners.

(d)

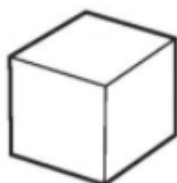


cuboid

I have  faces.  
I have  edges.  
I have  corners.


## 2. Find 2-D shapes in 3-D shapes!

(a)



Colour 2 squares **blue**.

(b)



Draw a **red** circle around the ball.

(c)



Colour the circle **purple**.

(d)



Colour 2 rectangles **yellow**.

