



**\*\*RTE School Hub - Watch on RTE2 at 10am or on RTE player anytime.\*\***

1st Class Home Learning Activities Week 6					
	Monday 22nd February	Tuesday 23rd Feb	Wednesday 24th Feb	Thursday 25th Feb	Friday 26th Feb
<b>Daily Challenge</b>	Learn how to count to 3 in another language of your choice.	Tongue twister: How much wood would a woodchuck chuck, if a woodchuck could chuck wood?	Stand on one leg and time yourself to see how long you can balance for?	Can you wiggle your face? Without touching your face try wiggle your ear, try wiggle your nose and your eyebrows?	Different accents. The rules are simple: do your best accent! Deciding the accents is half the fun; your kids could write down countries and challenge one another. They could pick the countries from a hat or even choose on a globe. If they don't know how their chosen accent should sound, they should make it up.
<b>English Activities</b>	<p><b><u>LiteracyPlanet</u></b></p> <p><a href="http://www.literacyplanet.com">www.literacyplanet.com</a> Login using the username and password sent to you by your teacher and complete the mission assigned to win gems for your avatar.</p> <p><b><u>My News</u></b></p> <p>Write about what you did during midterm. Remember to start with:</p>	<p><b><u>LiteracyPlanet</u></b></p> <p><a href="http://www.literacyplanet.com">www.literacyplanet.com</a> Login using the username and password sent to you by your teacher and complete the mission assigned to win gems for your avatar.</p> <p><b>Read your ORT book</b></p>	<p><b><u>LiteracyPlanet</u></b></p> <p><a href="http://www.literacyplanet.com">www.literacyplanet.com</a> Login using the username and password sent to you by your teacher and complete the mission assigned to win gems for your avatar.</p> <p><b>Read your ORT book.</b> <i>Take a video of your child answering some of</i></p>	<p><b><u>LiteracyPlanet</u></b></p> <p><a href="http://www.literacyplanet.com">www.literacyplanet.com</a> Login using the username and password sent to you by your teacher and complete the mission assigned to win gems for your avatar.</p> <p><b>Read your ORT book</b></p>	<p><b><u>LiteracyPlanet</u></b></p> <p><a href="http://www.literacyplanet.com">www.literacyplanet.com</a> Login using the username and password sent to you by your teacher and complete the mission assigned to win gems for your avatar.</p> <p><b>Read your ORT book</b></p>

	<p>Today is _____ . The weather is _____ .</p> <p>Write at least 2 more sentences. and draw a picture.</p> <p><b>Remember: Capital letters at the start of a sentence and full stops at the end of a sentence.</b></p> <div></div> <p>Read your ORT book</p> <p><b>Spellbound:</b> pg 30 A &amp; B Spell box 1</p>	<p><b>Spellbound:</b> pg 30 C &amp; D Spell box 2</p>	<p><b>the questions on the ORT question sheet.</b></p> <div><p><b>Oxford Reading Tree Questions</b></p><p>Did you like the book? Why/Why not?</p><p>What was your favourite part of the book? Why?</p><p>Who was your favourite character in the book?</p><p>Does the book remind you of anything you have seen or read before?</p><p>If you could change one thing about this book what would it be and why?</p></div> <p><b>Spellbound:</b> pg 31 E &amp; F Spell box 3</p>	<p><b>Spellbound:</b> pg 32 G &amp; H Spell box 4</p>	
<p><b>Maths Activities</b></p>	<p><u><b>Tens and Units</b></u></p> <p>IXL – Complete an activity on counting and number patterns</p>	<p><u><b>Tens and Units</b></u></p> <p>IXL – Complete an activity on counting and number patterns</p>	<p><u><b>Tens and Units</b></u></p> <p>IXL – Complete an activity on counting and number patterns</p>	<p><u><b>Tens and Units</b></u></p> <p>IXL – Complete an activity on counting and number patterns</p>	<p><u><b>Tens and Units</b></u></p> <p>IXL – Complete an activity on counting and number patterns</p>


14 = 1 ten and 4 units  
16 = 1 ten and 6 units  
18 = 1 ten and 8 units  
Complete this worksheet.

# Tens and units – To 19

Tens and units are very important.  


---

**1.**




There are  jellyfish altogether.

Colour 10 jellyfish.

$10 = \square + 0$
$10 = 1 \text{ ten} + 0 \text{ units.}$

---

**2.**




There are  crabs altogether.

Colour the 10 crabs in the water.

$12 = 10 + 2$
$12 = 1 \text{ ten} + 2 \text{ units.}$

---

**3.**



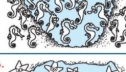
There are  frogs altogether.

Colour the 10 frogs in the pond.

$15 = 10 + 5$
$15 = 1 \text{ ten} + 5 \text{ units.}$

---

**4.**




There are  seahorses altogether.

Colour the 10 seahorses in the water.

$18 = 10 + 8$
$18 = 1 \text{ ten} + 8 \text{ units.}$

---

**5.**



There are  starfish altogether.

Colour the 10 starfish in the water.

$13 = 10 + 3$
$13 = 1 \text{ ten} + 3 \text{ units.}$

**Check Yourself:** Colour all the animals! Draw a circle around the number words.


**Challenge:** Draw 10 fish, crabs, eels, etc. and represent altogether.


15


**Maths Challenge:** p31 1-5


Can you complete the worksheet below?


# Tens and units – 10


**1.**  There are 10 +  3 crayons.  
There are  13 crayons altogether.


**2.**  There are 10 +  markers.  
There are  markers altogether.


**3.**  There are 10 +  pencils.  
There are  pencils altogether.


**4.**  There are 10 +  markers.  
There are  markers altogether.


**5.**  There are 10 +  balls.  
There are  balls altogether.


**6.**  There are 10 +  oranges.  
There are  oranges altogether.

**7.**  There are 10 +  eggs.  
There are  eggs altogether.

**8.**  There are 10 +  straws.  
There are  straws altogether.

**9.**  There are 10 +  pears.  
There are  pears altogether.

**10.**  There are 10 +  yoghurts.  
There are  yoghurts altogether.

**11.**  There are 10 +  apples.  
There are  apples altogether.

**Maths Challenge:** p31  
6-10

PLay this tens and units game. Then see if you can do the worksheet below.

[Busy at Maths](http://www.busy-at-maths.com)  
[cjfallon.ie](http://www.cjfallon.ie)

# Tens and units – To 100

Count. Circle ten. Write. Colour the correct number of cubes.

1.

2.

3.


4.

**Maths Challenge:** p32 1-5

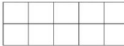
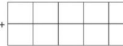
Play this tens and units game. Then complete the worksheet below.

[Busy at Maths \(cifallon.ie\)](http://Busy at Maths (cifallon.ie))

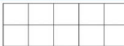
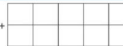
## Table tips 4 – Adding ten

  
1 ten + 3 units = 13

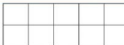
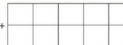
Draw counters to show the following numbers on the ten frames. Write.

1.  +  =



1 ten + 6 units

2.  +  =

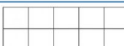

1 ten + 0 units

3.  +  =

1 ten + 9 units

4.  +  =

1 ten + 5 units

5.  +  =

1 ten + 8 units

**Maths Challenge:** p32  
6-10

Play this tens and units game  
[Busy at Maths \(cjfallon.ie\)](http://Busy at Maths (cjfallon.ie))  
Complete this worksheet

[illegible]

**Art**  
Add doodles to everyday objects.  
Pick an object at home and see if you can turn it

## Subject

## History

## Pablo Picasso

Watch the video on Aladdin of Pablo Picasso.

## Irish

## Éadaí (Clothes)

Play the roll and read  
Éadaí game in your work  
pack. Watch the video on  
Aladdin to hear your

## Geography

**Watch the slide show:**

**Native Irish Animals :**  
**Explore With Me : Edco**

## Irish

## Éadaí (Clothes)

Listen to the news in the clip below then fill in the worksheet below.

**Art**

	<p>Answer the true or false questions on your worksheet and draw yourself in the style of Picasso.</p> <p><b>Pablo Picasso</b></p> <p>Pablo Picasso was born in Malaga, Spain, in 1881. His father was an artist. He taught Picasso to draw and paint. Picasso went to art schools in Madrid and Barcelona. He developed his own style of painting that used many different shapes. This is known as Cubism. Picasso also wrote poetry and made sculptures. He lived until he was 91.</p> <p>Pablo Picasso's full name was Pablo Diego José Francisco de Paula Juan Nepomuceno María de los Remedios Cipriano de la Santísima Trinidad Ruiz y Picasso!</p> <p>Write true or false.</p> <ol style="list-style-type: none"><li>Pablo Picasso was born in Italy.</li><li>Picasso's father was an artist.</li><li>Picasso never went to art school.</li><li>Cubism is a style of painting that uses shapes.</li><li>Picasso was a poet.</li></ol> <p>Draw yourself in the style of Picasso.</p>	<p>teacher pronouncing the words.</p> <p>Match the words to the correct clothes.</p> <p><b>Éadaí Scoile</b></p> <p>Meaiséil na pictiúir leis na focail.</p> <p>léine</p> <p>éide scoile</p> <p>geansaí</p> <p>sciorta</p> <p>stocaí</p> <p>bróga</p>	<p><b>Native Irish Animals</b></p> <p>Complete the sentences.</p> <p>sett earth badger hedgehog beetles pygmy shrew cubs red fox burrows spiky</p> <p>I am a _____ I am a _____ I live in an _____ I have a _____ Baby foxes are called _____ I hibernate during the winter. I like to eat plants and animals. I like to eat worms and slugs.</p>	<p><a href="https://video.link/w/vZ0Qb">https://video.link/w/vZ0Qb</a></p> <p><b>An Nuacht</b></p> <p>fuair Innis an Inné an te Amárach an Tá an lá Fuair mé nua. tirim Tarraing pictiúr. gaofar scamallach dorchá geal</p> <p>bróga cóta gúna t-léine geansaí hata sciorta bustaísi</p>	<p>into something. Here are some examples</p>
<p><b>Subject</b></p>	<p><b>PE</b></p> <p>Use rolled up socks/ball and see if you can throw it into a basket/bucket. Take one step back every time you get the ball in the bucket. Can you take 3 steps backwards?</p>	<p><b>SPHE</b></p> <p>Colour in the mindfulness Earth sheet in your work pack.</p>	<p>Go for a walk and see if you can spot any signs of Spring.</p>	<p><b>PE</b></p> <p>This week practice your dance moves with Smallfoot on go noodle. <a href="https://video.link/w/MW0Qb">https://video.link/w/MW0Qb</a></p>	<p><b>Friday Feel Good</b></p> <p>Complete the Friday Feel Good worksheet in your work pack.</p>

Larger versions of all worksheets are available below

## Monday's Activities

---

--

---

---

---

---

---


---

---



# Tens and units – To 19

Tens and units are very important.



There are  jellyfish altogether.

Colour 10 jellyfish.

$$10 = 10 + 0$$

$$10 = 1 \text{ ten} + 0 \text{ units.}$$

Complete.




There are  crabs altogether.

Colour the 10 crabs in the water.

$$12 = 10 + 2$$

$$12 = \text{  ten} + \text{  units.}$$




There are  frogs altogether.

Colour the 10 frogs in the pond.

$$15 = 10 + \text{  }$$

$$15 = \text{  ten} + \text{  units.}$$



There are  seahorses altogether.

Colour the 10 seahorses in the water.

$$18 = 10 + \text{  }$$

$$18 = \text{  ten} + \text{  units.}$$



There are  starfish altogether.

Colour the 10 starfish in the water.

$$13 = \text{  } + \text{  }$$

$$13 = \text{  ten} + \text{  units.}$$



## Pablo Picasso



Pablo Picasso was born in Malaga, Spain, in 1881. His father was an artist. He taught Picasso to draw and paint. Picasso went to art schools in Madrid and Barcelona. He developed his own style of painting that used many different shapes. This is known as Cubism. Picasso also wrote poetry and made sculptures. He lived until he was 91.




Pablo Picasso's full name was Pablo Diego José Francisco de Paula Juan Nepomuceno María de los Remedios Cipriano de la Santísima Trinidad Ruiz y Picasso!

Write true or false.

- 1 Pablo Picasso was born in Italy. \_\_\_\_\_
- 2 Picasso's father was an artist. \_\_\_\_\_
- 3 Picasso never went to art school. \_\_\_\_\_
- 4 Cubism is a style of painting that uses shapes. \_\_\_\_\_
- 5 Picasso was a poet. \_\_\_\_\_

Draw yourself in the style of Picasso.





# Tens and units – To 19

Tens and units are very important.



There are  $10 + 3$  crayons.

There are 13 crayons altogether.



There are  $10 + \square$  pencils.

There are  $\square$  pencils altogether.



There are  $10 + \square$  markers.

There are  $\square$  markers altogether.



There are  $10 + \square$  balls.

There are  $\square$  balls altogether.



There are  $10 + \square$  oranges.

There are  $\square$  oranges altogether.



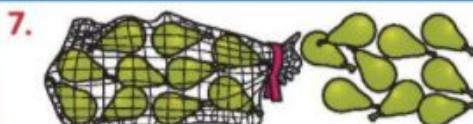
There are  $10 + \square$  eggs.

There are  $\square$  eggs altogether.



There are  $10 + \square$  straws.

There are  $\square$  straws altogether.



There are  $10 + \square$  pears.

There are  $\square$  pears altogether.



There are  $10 + \square$  yoghurts.

There are  $\square$  yoghurts altogether.



There are  $10 + \square$  apples.

There are  $\square$  apples altogether.





# Éadaí Scoile

Meaitseáil na pictiúir leis na focail.

**léine**



**éide scoile**



**geansaí**



**sciorta**



**stocaí**



**bróga**



## **Oxford Reading Tree Questions**

Did you like the book? Why/Why not?

What was your favourite part of the book? Why?

Who was your favourite character in the book?

Does the book remind you of anything you have seen or read before?

If you could change one thing about this book what would it be and why?

# Tens and units – To 19

Count. Circle ten. Write. Colour the correct number of cubes.

10 +  =  →

1.

10 +  =  →

2.

10 +  =  →

3.

10 +  =  →

4.

10 +  =  →

## Native Irish Animals

Complete the sentences.

sett earth badger hedgehog beetles  
pygmy shrew cubs red fox burrows spiky



I am a \_\_\_\_\_.

I live in an \_\_\_\_\_.

Baby foxes are called

\_\_\_\_\_.

I like to eat plants and animals.



I am a \_\_\_\_\_.

I have a \_\_\_\_\_,

brown body and four legs.

I hibernate during the winter.

I like to eat worms and slugs.



I am a \_\_\_\_\_.

I have a stocky body with  
short legs.

I live in a \_\_\_\_\_.

I am an omnivore. I like to eat  
plants and animals.



I am a \_\_\_\_\_.

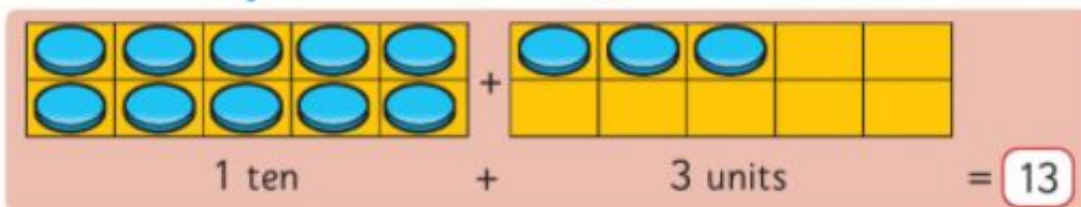
I have brown fur and a long tail.

I live in other animals' \_\_\_\_\_.

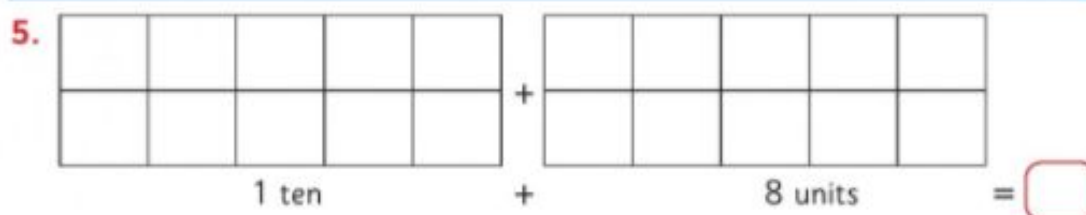
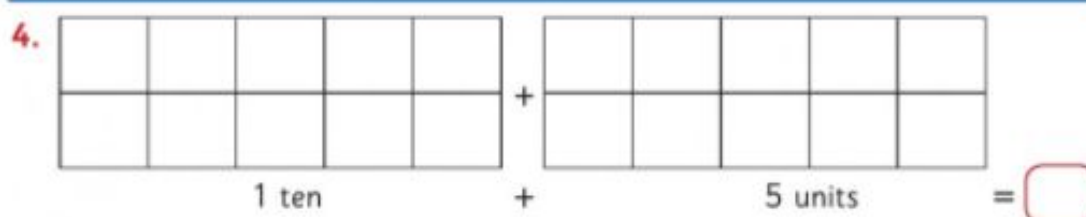
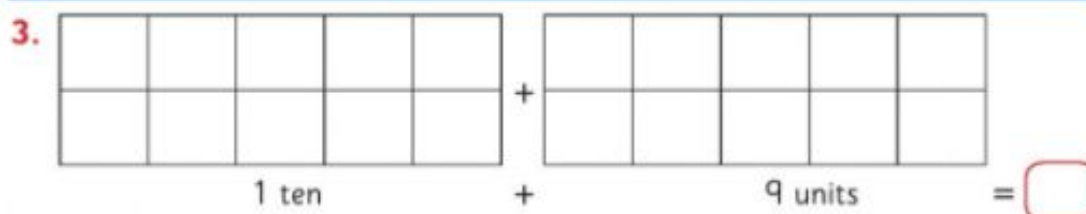
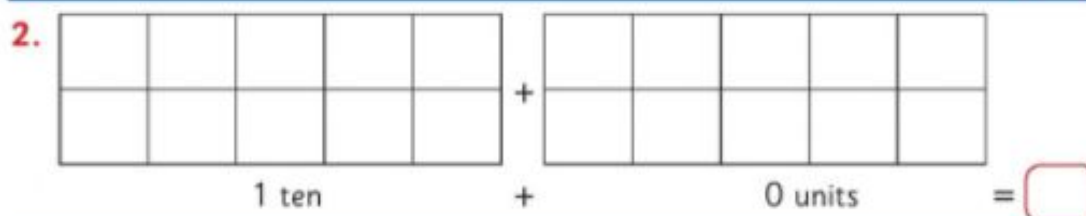
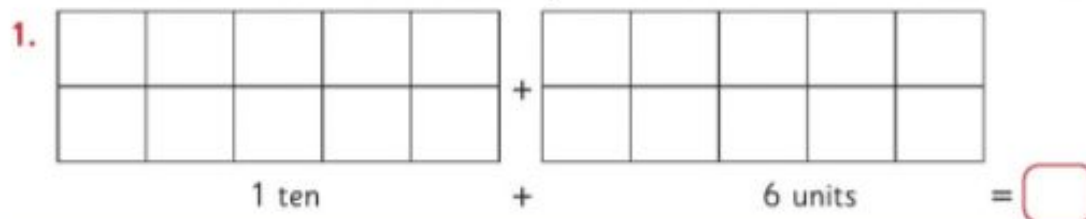
I like to eat woodlice and \_\_\_\_\_.



## Table tips 4 – Adding ten



Draw counters to show the following numbers on the ten frames. Write.






fuair



# An Nuacht



bróga



te

Inniu an \_\_\_\_\_.

Inné an \_\_\_\_\_.



cóta



fliuch

Amárach an \_\_\_\_\_.

Tá an lá \_\_\_\_\_.



gúna



irim


Fuair mé \_\_\_\_\_ nua.



t-léine



gaofar



Tarraing pictiúr.



geansaí




scamallach



hata



dorcha



sciorta



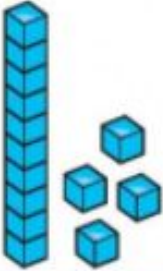

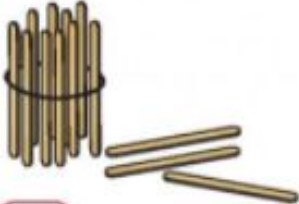
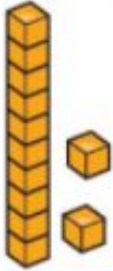


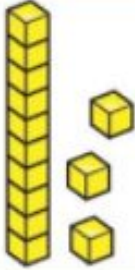

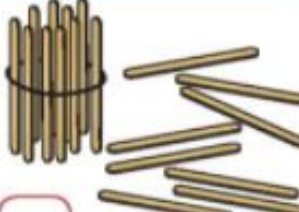
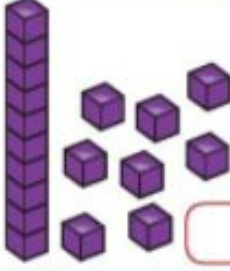

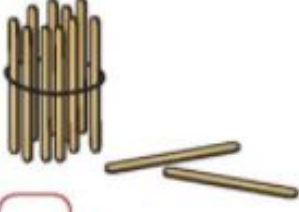
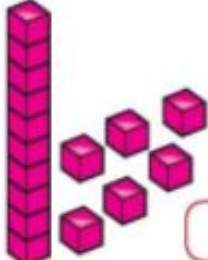

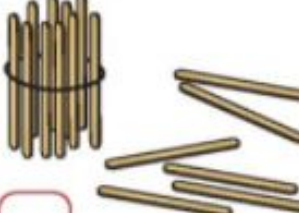
geal



buataisí

# Tens and units – To 19

Count. Write. Match.

 <input type="text" value="14"/>		 <input type="text"/>
 <input type="text"/>		 <input type="text" value="14"/>
 <input type="text"/>		 <input type="text"/>
 <input type="text"/>		 <input type="text"/>
 <input type="text"/>		 <input type="text"/>

