
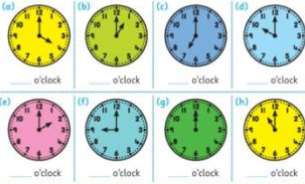
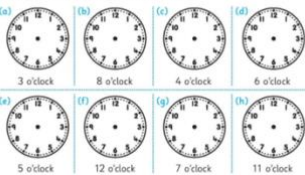
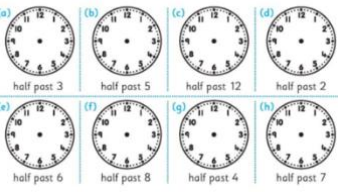
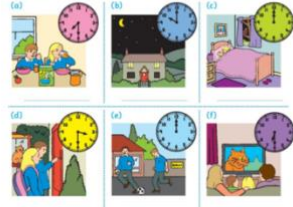




****RTE School Hub - Watch on RTE2 at 10am or on RTE player anytime.****

1st Class Home Learning Activities Week 4

	Monday 1st February	Tuesday 2nd Feb	Wednesday 3rd Feb	Thursday 4th Feb	Friday 5th Feb
Daily Challenge	Operation Transformation Challenge: How long can you do a wall sit for?	Learn how to fold your own clothes.	Run on the spot for 40sec. Time yourself.	Draw a picture of someone who is really special and important to you.	Have a movie night. Pick a nice movie that you could watch with your siblings, parents or whoever is at home. Let me know what movie you picked.
English Activities	<p align="center"><u>St Brigid's Day</u></p> <p>Today is St. Brigid's Day. Read St. Brigid's Cloak story on Aladdin or below and answer these questions in your copy:</p> <p><i>What kind of people did St. Brigid help?</i> <i>Why couldn't she build her Church without help?</i> <i>What happened to the cloak when Brigid placed it on the ground?</i></p> <p>Try to make a cloak by weaving. Have a look at the picture below to help you. You can use the</p>	<p align="center"><u>Poem</u></p> <p>Listen to the Poem 'Trains' by James S. Tippet or read it below.</p> <div data-bbox="667 820 891 1276"> <p>Trains</p> <p><i>by James Sterling Tippet</i></p> <p>Over the mountains, Over the plains, Over the rivers, Here come the trains.</p> <p>Carrying passengers, Carrying mail, Bringing their precious loads In without fail.</p> <p>Thousands of freight cars All rushing on Through day and darkness, Through dusk and dawn.</p> <p>Over the mountains, Over the plains, Over the rivers, Here come the trains.</p> </div> <p>Larger image below</p>	<p align="center"><u>Phonics: /oa/ sound</u></p> <p>Today we are going to be learning the 'oa' sound watch this video of Abi explaining the oa sound. https://video.link/w/PEULb</p> <p>Write down as many 'oa' sounds as you can think of. How many 'oa' words did you get?</p> <p><u>Spellbound:</u> pg 27 E & F Spell box 3</p>	<p align="center"><u>Dictation</u></p> <p>I will call out a sentence and the boys and girls will have to write what they hear, try not to help them, if they make a mistake leave it. I just want to see what they hear. You will find this audio on Aladdin.</p> <p><u>Spellbound:</u> pg 27 G & H Spell box 4</p>	<p align="center"><u>Story</u></p> <p>Listen to the story 'The thing about Spring' https://video.link/w/HQVLb</p> <p><i>Did you like the story?</i> <i>What was your favourite part of the story?</i> <i>What did Rabbit not like about spring?</i> <i>Did Rabbit change his mind?</i> <i>Why or why not do you think?</i></p>

	<p>coloured paper in your work pack.</p>  <p>Spellbound: pg 26 A & B Spell box 1</p>	<p>Record yourself reading a part of the poem. Did you like the poem? Why/Why not?</p> <p>Draw a picture of what the poem reminds you of.</p> <p>Spellbound: pg 26 C & D Spell box 2</p>			
Maths Activities	<p><u>Time</u></p> <p>IXL – Complete an activity on Time</p> <p>Can you rap this poem?</p> <p>The Clock Poem I'm in the clock crew and I'm okay! I tick all night and I tick all day. I've got two hands, I'm having a ball, Because I've got no arms at all! My big hand can move sixty minutes in one hour, I'm the one with the strength and power. My small hand isn't quite as fast. If they were in a race, it would come last! It takes so long just to get around (12 hours you know), It's careful, small, and slow.</p> <p>Try this game about telling the time. Select level 1 and the 12 hour clock. https://mathsframe.co.uk/en/resources/resource/116/telling_the_time#</p> <p>Then complete this worksheet.</p>	<p><u>Time</u></p> <p>IXL – Complete an activity on Time</p> <p>Complete each activity in 1 minute: How many times can you write your name in 1 minute? How many jumping jacks can you do in 1 minute? Pick an activity of your choice to try for 1 minute.</p> <p>Watch the video teaching half past on Aladdin and then draw the hands on the clocks below.</p>	<p><u>Time</u></p> <p>IXL – Complete an activity on Time</p> <p>Look at the page below, Can you tell what time of day it is by looking at the clock and the pictures. We do different things at different times of the day. Let's see if you can fill in the words at the top of the page into what you do daily (pre-covid)</p>	<p><u>Time</u></p> <p>IXL – Complete an activity on Time</p> <p>There are 7 days of the week and you are all great at telling me every day what day it is in school. Listen to this video reminding you of all the days https://video.link/w/LM6Mb Then let's see if you can fill in the worksheet below.</p>	<p><u>Time</u></p> <p>IXL – Complete an activity on Time</p> <p>Let's see if you can tell the times below. Remember when the big hand is at 12 it is o'clock and when the big hand is at 6 it is half past.</p>

	<p>Time 1 – The hour</p> <p>1. Write the time shown on each clock.</p>  <p>2. Draw hands on each clock to show the time.</p>  <p>Maths Challenge: p27 1-5</p>	<p>Draw hands on each clock to show the time.</p>  <p>Maths Challenge: p27 6-10</p>	<p>Time 1 – My day</p> <p>morning night noon afternoon evening midnight</p>  <p>1. Write the correct time of day under each picture using the words above.</p> <p>2. Complete. (The words at the top will help.)</p> <p>(a) I go to school in the _____.</p> <p>(b) Noon is at _____ o'clock in the day.</p> <p>(c) I come home from school in the _____.</p> <p>(d) It is dark at _____.</p> <p>(e) In the _____ I watch television.</p> <p>(f) _____ is at 12 o'clock at night.</p> <p>(g) Write in order starting with which happens first in the day.</p> <p>night afternoon morning evening</p> <p>Maths Challenge: p28 1-5</p>	<p>Time 1 – Days of the week</p> <p>Monday Tuesday Wednesday Thursday Friday Saturday Sunday</p>  <p>1. Fill in the blanks.</p> <p>(a) There are _____ days in a week.</p> <p>(b) _____ is the first day of the week.</p> <p>(c) The last day of the week is _____.</p> <p>(d) I go to school _____ is the fourth day of the week.</p> <p>(e) I go to school _____ days each week.</p> <p>(f) The sixth day of the week is _____.</p> <p>(g) Today is _____.</p> <p>(h) Yesterday was _____.</p> <p>(i) Tomorrow will be _____.</p> <p>2. Write the day on which Laura does each of the following:</p> <p>(a) swimming _____ (b) library _____</p> <p>(c) football _____ (d) playground _____</p> <p>(e) dancing _____ (f) music _____</p> <p>(g) shopping _____</p> <p>Maths Challenge: p28 6-10</p>	<p>Tell the Time: Writing the Time</p> <p>Write the time shown on each clock.</p>  <p>Art</p> <p>Make a self-portrait using any household objects you like.</p> <p>Have a look at the pictures below for some ideas.</p>
Subject	Geography	Irish	Science	Irish	Art

Pick a country of your choice and do some research on the country.

- Language
- Capital City
- The Flag

Write 3 facts you have learned about your chosen country.

Éadaí (Clothes)

Listen to Niamh and Liam telling us what they are wearing in the video on Aladdin. Can you repeat the Irish sentences after them?

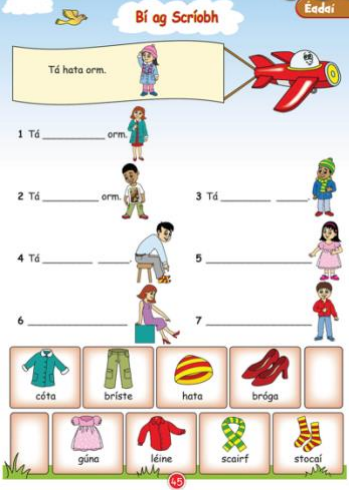
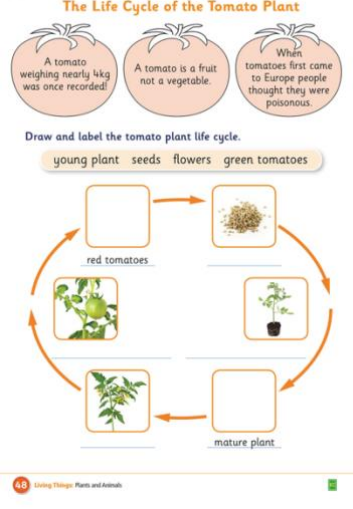


The lifecycle of the tomato plant. Watch the video of the life cycle of the tomato plant on Aladdin and see if you can label the different stages.

Watch the story D'eirigh Oisín ar maidin. Try read along with the story.

<https://video.link/w/nHAMb>

Make a self-portrait using any household objects you like.

Have a look at the pictures below for some ideas.

	<p>Or</p> <p>Watch the slideshow video of Spain below. https://0dgd-ey39dhvndiud-w7he.37nu12iemsoi739.explorewithme.ie/fc/resources/slideshow-captions-fc-6-1/ Write 3 facts you have learned about Spain.</p>	<p>Try to fill in the worksheet below.</p> 	<p>The Life Cycle of the Tomato Plant</p> 	<p>Léigh an Scéal</p> 	
<p>Subject</p>	<p>PE</p> <p>Try this Just Dance video: https://video.link/w/UJgLb</p>	<p>SPHE</p> <p>Recycling: Recycle any cardboard box like a cereal or rice box. Cut the box in half and stick it down on one side of the page. Can you draw the other half of the box?</p>		<p>PE</p> <p>For PE we are looking at different ways of getting around obstacles. The video shows 12 different ways, in the video they use tea towels but you can use whatever you have at home as an obstacle. Try out a few different ways of getting around the obstacles.</p>	<p>Friday Feel Good</p> <p>Fill in the Friday Feel Good worksheet in your work pack.</p>

		<p>DRAWING CHALLENGE</p> <p>Take a look in the recycling bin and see if there is a clean cardboard box that isn't needed anymore, like a cereal box or a rice box, it can be anything! Cut the front of the box in half and stick it to the paper. Use your pencil and colours to draw the other half and colour it in! This is just for fun, you will be surprised at how cool it looks :-)</p>  <p><small>@educationthroughcreation</small></p>		<p>Send us a video of you trying the different moves on Aladdin.</p> <p>https://video.link/w/LRULb</p>	
--	--	---	--	---	--

Larger versions of all worksheets are available below

St. Brigid's Cloak

Brigid was a nun. She spent her days praying to God. She looked after poor people and cared for the sick. Other girls came to help her regularly. Brigid dreamed of building a church. She had neither land nor money to buy any. However, she came up with an idea.

Brigid told her father that she planned to tell the King of her wish to build a church. She wanted to ask the King for land to build the church. Her father laughed at her plan. He told Brigid that the King was a very mean man and he would never help her.

Ignoring what her father had told her, Brigid and her friends went to visit the King. She told him of her plan and he laughed at Brigid. The King showed Brigid all of his land. 'I would not even give you a blade of this grass,' said the King. Brigid was very sad. That night, she prayed to God to make the King a kind man.

The next day, Brigid went back to visit the King again. 'Will you give me as much land as my cloak can cover?' she asked. Again, the King laughed at Brigid. 'You can have whatever land your cloak can cover but it will be of no use to you,' he said. Brigid put her cloak on the ground. Suddenly, the cloak began to grow and grow. 'Stop! Stop now!' exclaimed the King. He couldn't believe what was happening.

Before long, the cloak had covered enough land to build the church. The King fell to the ground. He vowed to help Brigid in any way he could from that day on. He wanted to help the poor and sick especially. Brigid was able to build her church on the land. She was very happy.



The Clock Poem

I'm in the clock crew and I'm okay!
I tick all night and I tick all day.

I've got two hands, I'm having a ball,
Because I've got no arms at all!

My big hand can move sixty minutes in one hour,
I'm the one with the strength and power.


My small hand isn't quite as fast.
If they were in a race, it would come last!

It takes so long just to get around
(12 hours you know),
It's careful, small, and slow.

Time 1 – The hour

1. Write the time shown on each clock.

(a)



___ o'clock

(b)



___ o'clock

(c)



___ o'clock

(d)



___ o'clock

(e)



___ o'clock

(f)



___ o'clock

(g)



___ o'clock

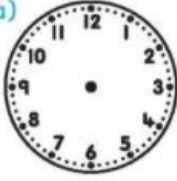
(h)



___ o'clock

2. Draw hands on each clock to show the time.

(a)



3 o'clock

(b)



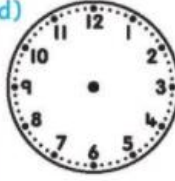
8 o'clock

(c)



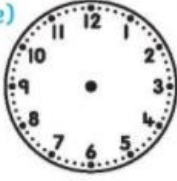
4 o'clock

(d)



6 o'clock

(e)



5 o'clock

(f)



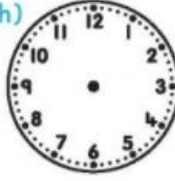
12 o'clock

(g)



7 o'clock

(h)



11 o'clock

Trains

by *James Sterling Tippet*

Over the mountains,
Over the plains,
Over the rivers,
Here come the trains.

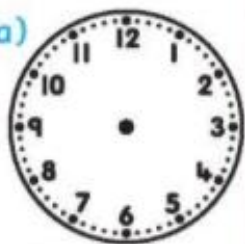
Carrying passengers,
Carrying mail,
Bringing their precious loads
In without fail.

Thousands of freight cars
All rushing on
Through day and darkness,
Through dusk and dawn.

Over the mountains,
Over the plains,
Over the rivers,
Here come the trains.


Draw hands on each clock to show the time.

(a)



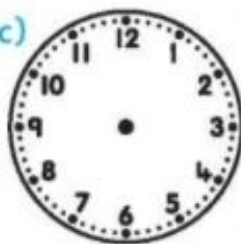
half past 3

(b)



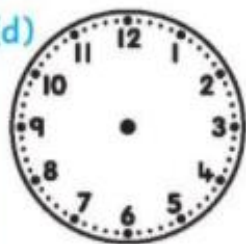
half past 5

(c)




half past 12

(d)




half past 2

(e)




half past 6

(f)



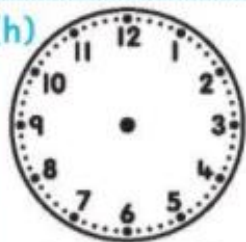
half past 8

(g)



half past 4

(h)




half past 7

Bí ag Scríobh

Éadaí

Tá hata orm.



1 Tá _____ orm.



2 Tá _____ orm.



3 Tá _____ .



4 Tá _____ .



5 _____



6 _____



7 _____



cóta



bríste



hata



bróga



gúna



léine



scairf


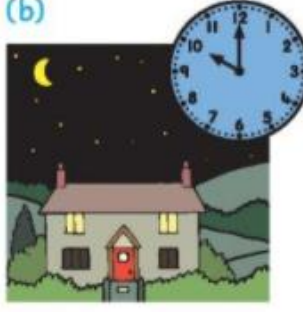
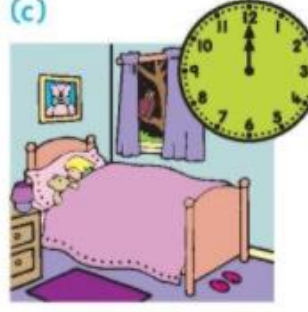





stocaí

Time 1 – My day

morning night noon afternoon evening midnight

1. Write the correct time of day under each picture using the words above.

<p>(a)</p>  <p>_____</p>	<p>(b)</p>  <p>_____</p>	<p>(c)</p>  <p>_____</p>
<p>(d)</p>  <p>_____</p>	<p>(e)</p>  <p>_____</p>	<p>(f)</p>  <p>_____</p>

2. Complete. (The words at the top will help.)

- (a) I go to school in the _____.
- (b) Noon is at o'clock in the day.
- (c) I come home from school in the _____.
- (d) It is dark at _____.
- (e) In the _____ I watch television.
- (f) _____ is at 12 o'clock at night.
- (g) Write in order starting with which happens first in the day.

night afternoon morning evening

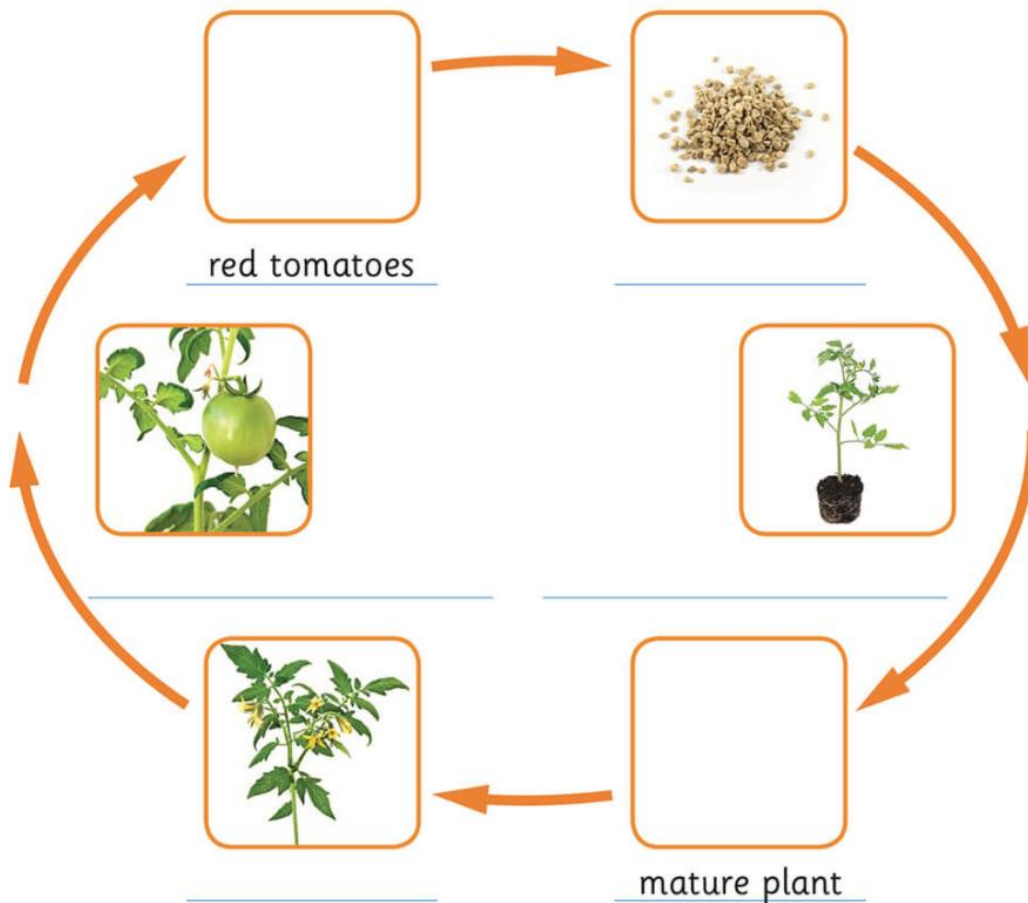
- (i) _____ (ii) _____ (iii) _____ (iv) _____

The Life Cycle of the Tomato Plant



Draw and label the tomato plant life cycle.

young plant seeds flowers green tomatoes



Time 1 – Days of the week

Monday Tuesday Wednesday Thursday
Friday Saturday Sunday

1. Fill in the blanks.

- There are _____ days in a week.
- _____ is the first day of the week.
- The last day of the week is _____.
- _____ is the fourth day of the week.
- I go to school _____ days each week.
- The sixth day of the week is _____.
- Today is _____.
- Yesterday was _____.
- Tomorrow will be _____.

How Laura spends her week



2. Write the day on which Laura does each of the following:

- | | |
|--------------------|----------------------|
| (a) swimming _____ | (b) library _____ |
| (c) football _____ | (d) playground _____ |
| (e) dancing _____ | (f) music _____ |
| (g) shopping _____ | |






Léigh an Scéal



D'éirigh Oisín ar maidin.

Léim sé amach as an leaba.



D'fhéach sé
amach an
fhuinneog.

Bhí an lá go
hálainn.

Bhí an ghrian ag
taitneamh.



Chuir sé bríste gearr, t-léine, hata gréine agus
spéaclaí gréine air.

Tell the Time: Writing the Time

Write the time shown on each clock.

























